

Poverty isn't a **LINE**.
It's a **TIGHT KNOT** of social maladies.

Matthew Desmond

POVERTY, BY AMERICA

MONTANA

RED FLAG

A 2-year+ wait list for housing vouchers

MONTANA		NATIONAL	
EDUCATION			
Preschool enrollment:	41.8 %	48 %	
High school graduation gap: <i>(between high- and low-income)</i>	17 %	11.5 %	
Avg. student loan debt:	\$34K	\$43K	

HEALTH			
Uninsured <i>(medical)</i> :	8.3 %	9.2 %	
SNAP recipients: <i>(food stamps)</i>	1 in 10	1 in 9	
SNAP per household member <i>(monthly)</i> :	\$123	\$121	


FINANCE			
Poverty rate:	12.4 %	11.9 %	
Child poverty rate:	14.6 %	16 %	
Minimum wage:	\$9.20	\$7.25	
Median income:	\$65K	\$70.7K	
Prison min. wage:	\$0.16–\$1.25	\$0.14–\$1.41	
Unbanked households:	4 %	5.4 %	


HOUSING			
Student homelessness:	2.8 %	2.7 %	
Eviction filing rate:	1.3 %	7.8 %	
Avg. housing voucher wait list time:	25 mos.	28 mos.	
Renters paying 30%+ income on rent:	44.6 %	49.6 %	

CONSIDER THESE SELECT


ANTIPOVERTY POLICIES

DOES YOUR STATE...

have expanded Medicaid coverage for additional populations? 

protect housing voucher holders from discrimination? 

prohibit or highly regulate payday lending? 

spend above the national average of its TANF funds on basic assistance? 

have a progressive tax rate? 

JOIN THE FIGHT ANTIPOVERTY ORGANIZATIONS

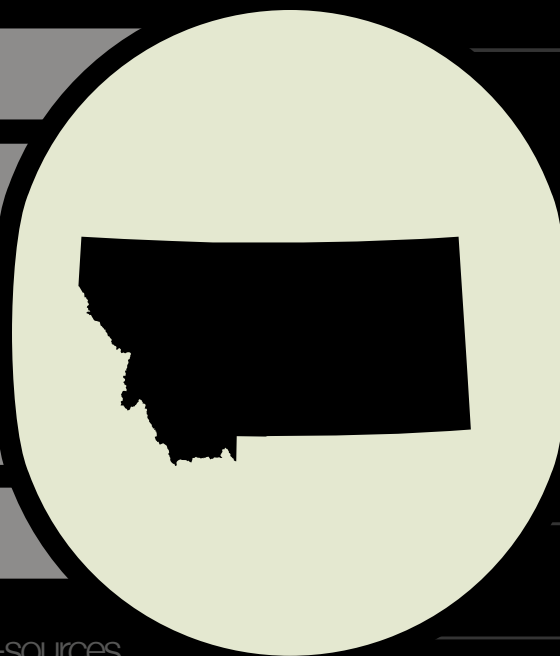
[Montana Legal Services Association \(MLSA\)](#)

[Poverty Impact Initiatives](#)

[Montana Fair Housing](#)

[Montana Home Choice Coalition](#)

[Homeward](#)



LEARN MORE: sites.prh.com/poverty-in-your-state-sources